

# TECHNICAL DATA

## SOLAR LIGHT TOWER



MPMC POWERTECH CORP.

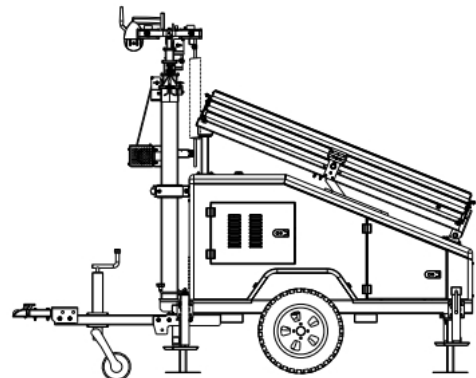
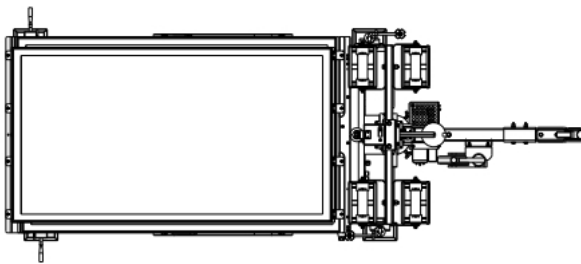
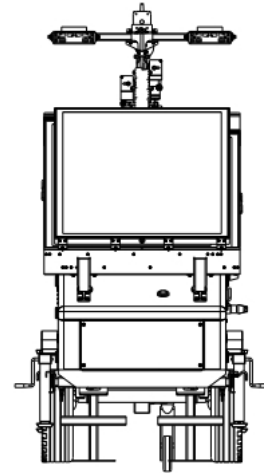
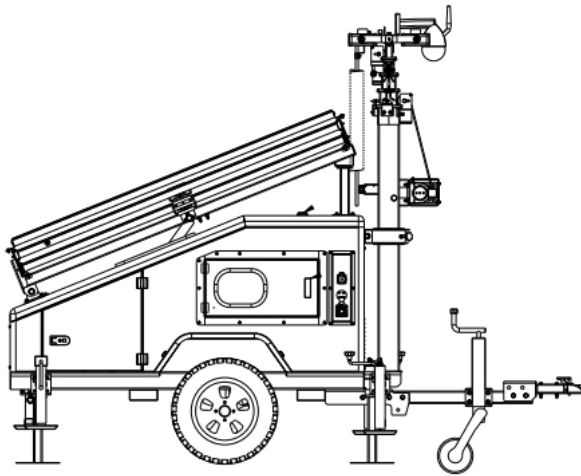
SOLAR

HSL Series

## HSL-1650A

### Features

The solar light towers take the advantages of solar renewable energy and LED light systems on the road. Ideal for special events, construction sites, security and any other application where on-demand lighting is desired. This system provides cost-effective bright white LED lighting without all of the disadvantages inherent to diesel lighting systems – high operating costs (diesel fuel, maintenance, labor) as well as carbon emissions, noise, fumes and light pollution.



#### Dimension

Model	HSL-1650A
Expanding Dimensions	3500*3470*7200mm (LxWxH)
Loading Dimensions	2660*1250*2475mm (LxWxH)
Weight	950kg
Loading Capacity in 40 HQ	4 units

#### General Specification

Rated voltage	DC24V
Rated Power (LED Lamp)	4 × 200W
Solar System Charge Time *	4.5 Hours
Lighting Discharge Time	8 Hours
Standby Generator Charge Time	6 Hours

Note: \* Direct normal irradiation

Solar Panel	
Maximum Power (Pmax)	550W
Maximum Power Voltage(Vmp)	41.96V
Maximum Power Current (Imp)	13.11A
Power Tolerance	0/+5 W
Dimension	2278x1134x35mm(L*W*H)
Lifting angle	Fixed
Extending type	Sliding
Extending area	7.8m <sup>2</sup>
Quantity	3pcs
Battery Bank	
Type	Lead-acid storage battery
Model	200AH 12V
Voltage	12V (One battery)
Maximum Charging Current	50A
Quantity	4pcs
LED Lamp	
Input Voltage	DC24V
LED Power	200W
Light Beam Angle	60°
LED Luminous Efficiency	145lm/w
Correlated Color Temperature	5000K
Protection Class	IP67
Quantity	4pcs
Solar Charging Controller	
Model	TD4615TU
Manufacturer	LDSOLAR
Rated Current	60A
Rated Voltage	24V
Tracking efficiency	Max 98.5% (MPPT)
Protection Function	Reverse connection    Overcharging    Over-discharging Over voltage    Over load    Short circuit.
Display Function	Battery Charging and discharging condition
Light Load Model	a) Sensor Mode b) Timer and Sensor Mode c) Normal Mode
Trailer	
Model	B900 (Off road)
Loading Capacity	900kg

Pulling Speed	≤25km/h
Tire and Rim Size	165R13
Drawing Bar	Ball Type
Stablished Supports	4 * Manual
<b>Mast</b>	
Mast Type	Electric
Maximum Lifting Heigh	7.2m
Mast Rotation	355°
Surface spraying	Galvanized
<b>Option</b>	
Backup Genset	Gas or Diesel
Battery Charger	AC220V—DC24V
Inverter	DC24V-AC220Vac
Cameras	WIFI or 4G type

## Contact Us

### MPMC POWERTECH CORP.

Add: 3rd Floor, Building 1, Powerlong City Plaza Pudong Shanghai China

Tel: +86 21 60970158 Fax: +86 21 60970155

E mail : [sales@mpmc-china.com](mailto:sales@mpmc-china.com)

Web site : [www.mpmc-china.com](http://www.mpmc-china.com)



MPMC reserves the right to make changes in model, technical specification, color, configuration and accessories without prior notice.

Please contact the salesman before ordering.

DISTRIBUTED BY:

© 2022 by MPMC, All right reserved.



ISO9001:2008  
MPMC Generating Sets

